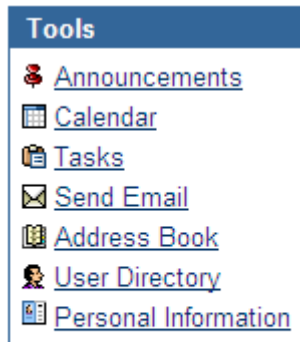


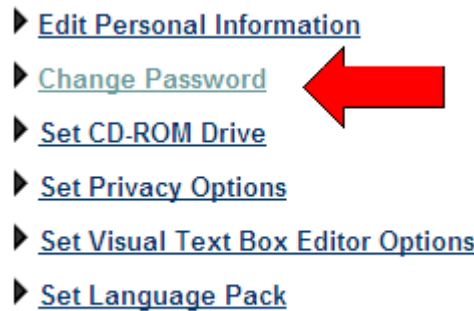
Directions for Changing Passwords in Blackboard and Parent Internet Viewer (PIV)

To change your password in Blackboard:

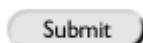
- Log in to Blackboard
- Click on Personal Information in the Tools Section



- Click on Change Password



- Type your chosen password TWICE and then click the SUBmit button



Change Password

1 Change Password

Complete this form to change password.

* Password

* Verify Password

2 Submit

* Required Field

Click **Submit** to finish. Click **Cancel** to quit.

To change your password in Parent Internet Viewer:

- Log in to PIV
- Click on Change Password in the Options Section



- Type in your current password first
- Then type in your new password twice.
- Click on Submit Password Change

To change your password, please type it in below and then verify by typing it in again in the Verify field.

Old Password:

New Password:
(Max 9 characters)

Verify New Password: